

Dec 2025

Analyse et insights du site web

● [qwan.fr.com](#)

● [qwan.fr](#)



Pour consulter l'analyse complète,
rendez-vous sur :

pro.similarweb.com

Global rank

📅 Dec 2025 🌐 Worldwide

Domain	Rank
🔍 qwant.com	#2,412
🔍 qwant.fr	#368,710

Country rank

📅 Dec 2025 🇫🇷 France

Domain	Rank
🔍 qwant.com	#187
🔍 qwant.fr	#14,120

Industry rank

In 🖨️ ...lectronics and Technology/Search Engines

Domain	Rank
🔍 qwant.com	#36
🔍 qwant.fr	N/A

Traffic & Engagement

Total visits

📅 Dec 2025 🌐 Worldwide

Domain	
🔍 qwant.com	24.92M
🔍 qwant.fr	204,596

Device distribution

📅 Dec 2025 🌐 Worldwide

Domain	Desktop	Mobile
🔍 qwant.com	43.6%	56.4%
🔍 qwant.fr	< 0.1%	99.9%

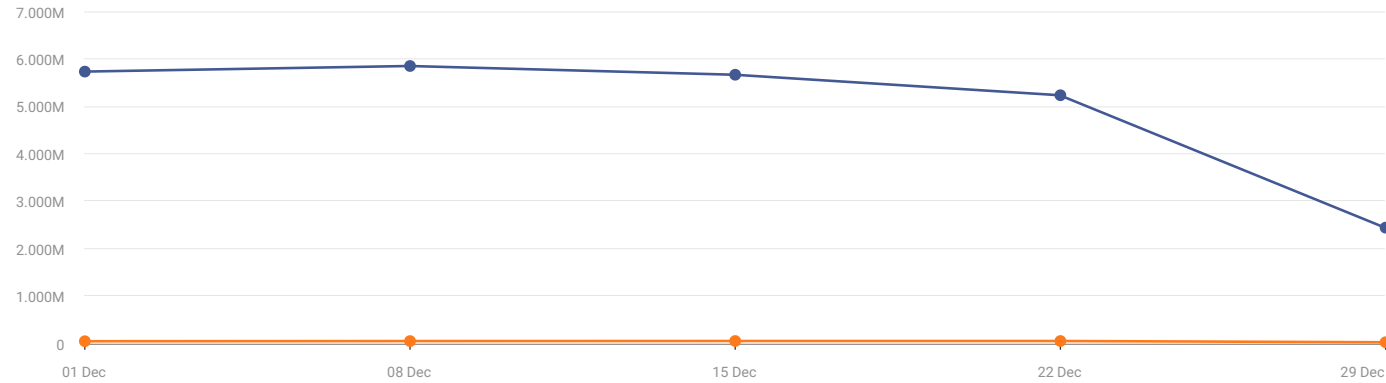
Engagement

Metric	🔵 qwant.com	🟠 qwant.fr
📅 Monthly visits	24.92M 🏆	204,596
👤 Monthly unique visitors	N/A	N/A
👤 Visits / Unique visitors	N/A	N/A
🕒 Visit duration	00:05:41	00:12:29 🏆
📄 Pages per visit	4.15 🏆	2.33
📈 Bounce rate	22.89% 🏆	43.55%
📄 Page Views	103.4M 🏆	476,253
👥 Deduplicated audience	Gain access to more insights	

Visits over time

Dec 2025 Worldwide All traffic

qwant.com 24.92M
qwant.fr 204,596



Geography

Top Countries

Dec 2025 All traffic

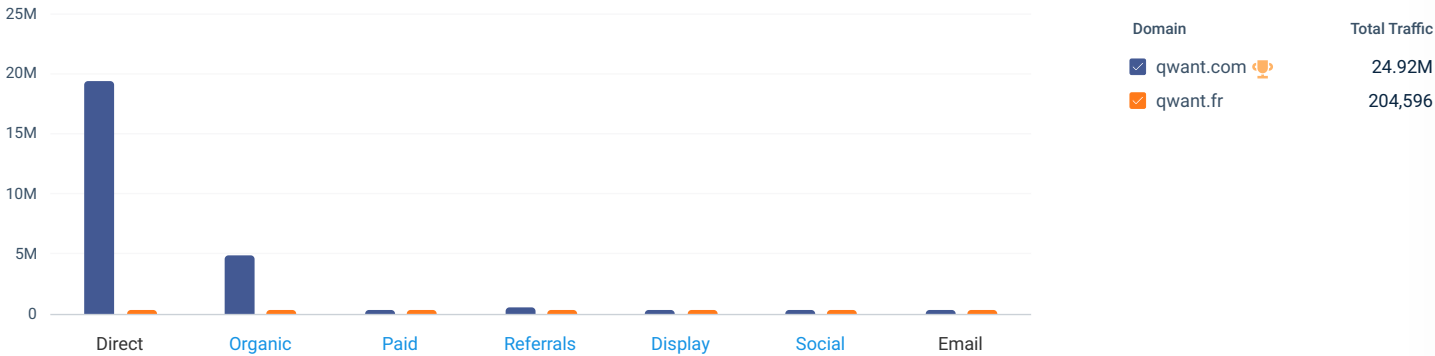


Country	Traffic Share	Group traffic share split
France	52.49% <div><div></div></div>	<div><div></div></div> 98.4%
Germany	9.95% <div><div></div></div>	<div><div></div></div> 100%
United States	4.76% <div><div></div></div>	<div><div></div></div> 100%
Italy	4.23% <div><div></div></div>	<div><div></div></div> 100%
Austria	3.47% <div><div></div></div>	<div><div></div></div> 100%

Marketing Channels

Channels overview

Dec 2025 Worldwide All traffic



Organic Search

● qwant.fr is in the lead with 23.14% organic search

Top non-branded organic search terms

📅 Dec 2025 🌐 Worldwide 📄 All traffic

● qwant.com ● qwant.fr

Paid Search

● qwant.com is in the lead with <1% paid search

Top non-branded paid search terms

📅 Dec 2025 🌐 Worldwide 📄 All traffic

● qwant.com ● qwant.fr

Referrals

● qwant.com is in the lead with 2.04% referrals traffic

Top referring websites






Dec 2025 Worldwide Desktop

Domain	Website Categories	Traffic Share	Group Traffic Share Split
 doc.ubuntu-fr.org	Programming and Developer Software	14.37% <div><div></div></div>	<div><div></div>100%</div>
 pfsense.ac-nantes.fr	Soccer	12.78% <div><div></div></div>	<div><div></div>100%</div>
 labonneboite.francetravail.fr	Jobs and Employment	11.76% <div><div></div></div>	<div><div></div>100%</div>
 symbaloo.com	Search Engines	7.65% <div><div></div></div>	<div><div></div>100%</div>
 de.wikipedia.org	Dictionaries and Encyclopedias	6.69% <div><div></div></div>	<div><div></div>100%</div>

Ad Monetization

Top ad destinations

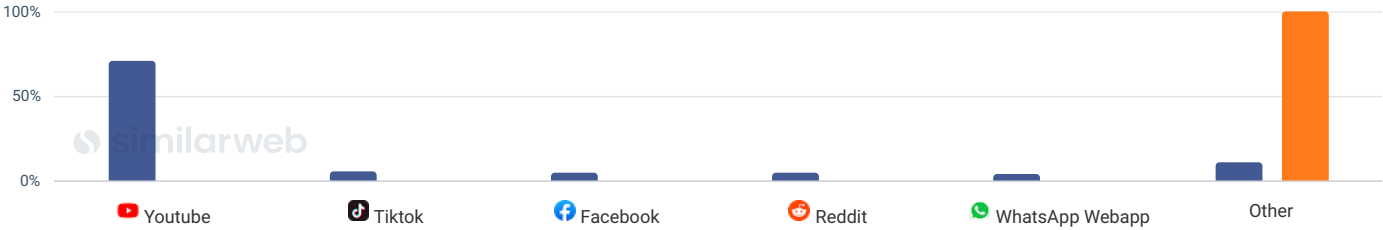
Dec 2025 Worldwide Desktop

Domain	Traffic share	Group Traffic Share Split
 leroymerlin.fr	14.08% <div><div></div></div>	<div><div></div>100%</div>
 etsy.com	7.89% <div><div></div></div>	<div><div></div>100%</div>
 payback.de	7.87% <div><div></div></div>	<div><div></div>100%</div>
 hub.in.phm.education.gouv.fr	5.59% <div><div></div></div>	<div><div></div>100%</div>
 google.fr	5.52% <div><div></div></div>	<div><div></div>100%</div>

Social traffic




📅 Dec 2025 🌐 Worldwide 🖥 Desktop

☑ qwant.com ☑ qwant.fr



Top publishers

📅 Dec 2025 🌐 Worldwide 📄 All traffic

Publisher	Group Traffic Share Split
 italive.it	<div></div> 100%
 lesechos.fr	<div></div> 100%
 focus.de	<div></div> 100%

